RFS1-PT Relay 1 contact

RFS2-PT Relay 2 contacts

Wiring diagram RFS1-PT

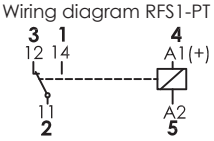

Wiring diagram RFS2-PT

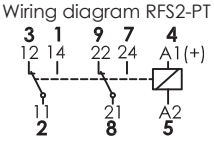

Dimensions RFS1-PT (mm-inch)

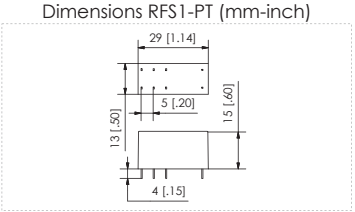

Dimensions RFS2-PT (mm-inch)

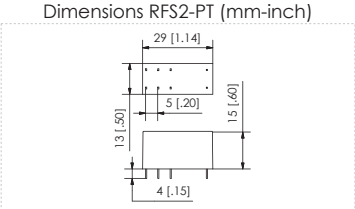

Coil temperature RFS1-PT

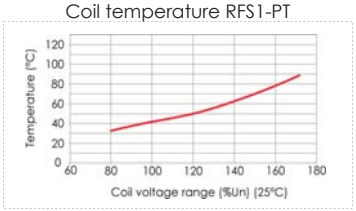

Electrical life RFS1-PT

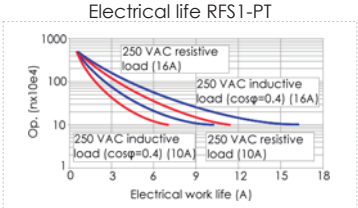

Coil temperature RFS2-PT

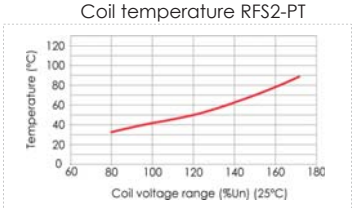

Electrical life RFS2-PT

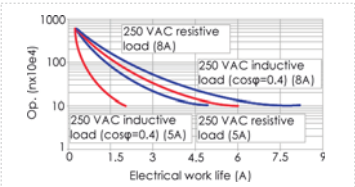

Features

Industrial interface relay for general applications.
Available in 1 and 2 change-over contacts with max. current 16 A - 250VAC1/30VDC1 and 8 A - 250 VAC1/30VDC1.
Coil nominal power DC 0,4 W.
Insulation: IEC61810-1 - 2,5 Kv/3.
Pollution degree 2.
Socket 187 (4,75 mm)terminals.
Approvals: CE
Protection class: IP67
European Patent.

Coil ratings

Nominal voltage VDC	**6**	**12**	**24**	**48**	**115**	**-**
Resistance (Ω ±10%)	60	353	1,37K	4,3K	22,8K	-
Nominal voltage VAC	**6**	**12**	**24**	**48**	**120**	**230**
Resistance (Ω ±10%)	16	63	240	1K	6,7K	21K

Coil values (at 25 °C)

	VDC	VAC 50Hz
Operating range	0,75 -1,1 Un	0,8 -1,1 Un
Max. drop-out voltage	≥10% Un	≥30% Un

Contacts

Contact arrangement: 1C and 2C. (230 VAC1/28VDC1)
Maximum contact power: 1C:2.500 VA / 300 W, 2C: 1.250VA / 150W.
Maximum voltage: 250 VAC / 220 VDC.
Maximum current: 16A 1C and 8 A 2C AC1/DC1
Maximum breaking capacity: 110V DC ---> 0,4A
220V DC ---> 0,15-0,20A

Contact resistance: ≤50 mΩ.
Contact material: Silver alloy (AgNi).

Specifications RF-PT

Electrical life	$\geq 10^5$ cycles
Mechanical life	$\geq 10^7$ cycles
Insulation resistance	≤1000 MΩ(500VDC)
Operation time	≤20 ms
Operation frequency	1200 op/h at nominal load
Release time	≤10 ms
Dielectric strength at 1mA	5.000VAC/min(between coil and contacts) 1.000VAC/min(between contacts)
Vibration resistance	10 - 50 Hz (Double width 1,5mm)
Shock resistance	10 g
Room temperature	-40 °C +70 °C
Room humidity	35% -85% RH
Armospheric pressure	86 - 106 KPa
Weight	12 gr
Pack units	100

The sockets for these relays are the "SF SERIES" page 10.

References RF-PT relays

Example: Relay RF. 1 contact, 24VDC coil voltage.

RF S 1 0 N 024 DC P T

Product series
RF: RF relays series

Type
S: change-over
standard for all models

Contacts number
1: 1 contact
2: 2 contacts

Contact material
0: silver alloy

Led
N: without led

Coil voltage
006: 6V
012: 12V
024: 24V
048: 48V
060: 60V
115: 115V (only DC)
120: 120V (only AC)
230: 230V (only AC)

Coil version
AC: VAC voltage
DC: VDC voltage

Type
P: power and sealed version

Series features
T: T series

(02410413)

spainae™ E-mail: info@relequick.com www.relequick.com